

Relay Module - PLC-RSC-120UC/21HC/EX - 2909520


Please be informed that the data shown in this PDF Document is generated from our Online Catalog. Please find the complete data in the user's documentation. Our General Terms of Use for Downloads are valid (<http://phoenixcontact.com/download>)



PLC-INTERFACE, consisting of DIN-rail-mountable basic terminal block in 14 mm with screw connection and plug-in relay with 10 A power contact, 1 changeover contact, 120 V AC/110 V DC input voltage. Approved according to ATEX/IECEX (Zone 2) and Ex Zone Class I, Div. 2.



Key Commercial Data

Packing unit	10 STK
Minimum order quantity	10 STK
GTIN	 4 055626 363486
GTIN	4055626363486

Technical data

Note

Utilization restriction	EMC: class A product, see manufacturer's declaration in the download area
-------------------------	---

Dimensions

Width	14 mm
Height	80 mm
Depth	94 mm

Ambient conditions

Ambient temperature (operation)	-20 °C ... 60 °C (UL)
	-40 °C ... 60 °C (ATEX / IECEX)
Ambient temperature (storage/transport)	-40 °C ... 85 °C

Coil side

Nominal input voltage U_N	120 V AC
	110 V DC
Typical input current at U_N	4.5 mA
Typical response time	7 ms

Relay Module - PLC-RSC-120UC/21HC/EX - 2909520

Technical data

Coil side

Typical release time	10 ms
Protective circuit	Bridge rectifier Bridge rectifier
Operating voltage display	Yellow LED
Power dissipation for nominal condition	0.54 W

Contact side

Contact type	1 PDT
Type of switch contact	Single contact
Contact material	AgNi
Maximum switching voltage	250 V AC/DC (The separating plate PLC-ATP should be installed for voltages larger than 250 V (L1, L2, L3) between identical terminal blocks in adjacent modules. Potential bridging is then carried out with FBST 8-PLC... or ...FBST 500...)
Minimum switching voltage	12 V (at 10 mA)
Min. switching current	10 mA (at 12 V)
Maximum inrush current	30 A (300 ms)
Limiting continuous current	10 A
	6 A (value applies to connections 12. If connections 12 are bridged, the normal value applies.)
Interrupting rating (ohmic load) max.	240 W (at 24 V DC)
	58 W (at 48 V DC)
	48 W (at 60 V DC)
	50 W (at 110 V DC)
	80 W (at 220 V DC)
	2500 VA (for 250 V AC)
Interrupting rating (ohmic load) max. bridged	144 W (for 24 V DC. Value applies to connections 12. If connections 12 are bridged, the normal value applies.)
	1500 VA (for 250 V AC. Value applies to connections 12. If connections 12 are bridged, the normal value applies.)
Switching capacity in acc. with DIN VDE 0660/IEC 60947	2 A (at 24 V, DC13)
	0.2 A (at 110 V, DC13)
	0.2 A (at 250 V, DC13)
	6 A (at 24 V, AC15)
	6 A (at 120 V, AC15)
	6 A (at 250 V, AC15)

General

Test voltage relay winding/relay contact	4 kV AC (50 Hz, 1 min.)
Operating mode	100% operating factor
Degree of protection	RT II (Relay)
	IP20 (Relay base)
Mechanical service life	3x 10 ⁷ cycles
ATEX	# II 3G Ex ec nC IIC T4 Gc
EU-type examination certificate	IBExU16ATEXB015 X

Relay Module - PLC-RSC-120UC/21HC/EX - 2909520

Technical data

General

IECEX	Ex ec nC IIC T4 Gc
IECEX certificate	IECEX IBE 16.0029X
UL, USA	Class I, Zone 2, AEx nA nC IIC T6
UL, USA/Canada	Class I, Div. 2, Groups A, B, C, D
UL, Canada	Class I, Zone 2, Ex nA nC IIC Gc T6 X
Mounting position	any
Assembly instructions	In rows with zero spacing

Connection data input side

Connection name	Coil side
Connection method	Screw connection
Stripping length	8 mm
Screw thread	M3
Conductor cross section solid	0.14 mm ² ... 2.5 mm ²
Conductor cross section flexible	0.14 mm ² ... 2.5 mm ²
	0.2 mm ² ... 2.5 mm ² ()
	2x 0.5 mm ² ... 1.5 mm ² ()
Conductor cross section AWG	26 ... 14

Connection data output side

Connection name	Contact side
Connection method	Screw connection
Stripping length	8 mm
Screw thread	M3
Conductor cross section solid	0.14 mm ² ... 2.5 mm ²
Conductor cross section flexible	0.14 mm ² ... 2.5 mm ²
	0.2 mm ² ... 2.5 mm ² ()
	2x 0.5 mm ² ... 1.5 mm ² ()
Conductor cross section AWG	26 ... 14

Standards and Regulations

Designation	Standards/regulations
Standards/regulations	IEC 60664
	EN 50178
	EN 60079-0, -7, -15
Rated insulation voltage	250 V AC
Rated surge voltage	6 kV
Insulation	Safe isolation, reinforced insulation
Degree of pollution	2
Overvoltage category	III
Flammability rating according to UL 94	V0
Conformance	CE-compliant

Relay Module - PLC-RSC-120UC/21HC/EX - 2909520

Technical data

Standards and Regulations

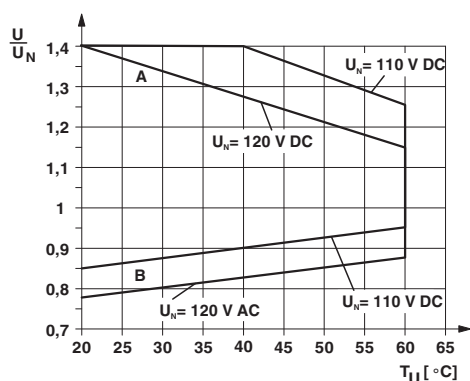
ATEX	# II 3G Ex ec nC IIC T4 Gc
IECEX	Ex ec nC IIC T4 Gc
UL, USA	Class I, Zone 2, AEx nA nC IIC T6
UL, USA/Canada	Class I, Div. 2, Groups A, B, C, D
UL, Canada	Class I, Zone 2, Ex nA nC IIC Gc T6 X

Environmental Product Compliance

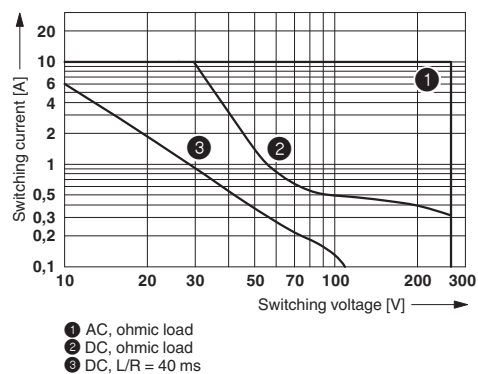
REACH SVHC	Lead 7439-92-1
China RoHS	Environmentally Friendly Use Period = 50
	For details about hazardous substances go to tab "Downloads", Category "Manufacturer's declaration"

Drawings

Diagram



Diagram



Interrupting rating

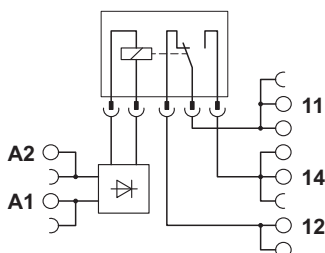
Curve A

Maximum permissible continuous voltage U_{max} with limiting continuous current on the contact side (see relevant technical data)

Curve B

Minimum permissible operate voltage U_{op} after pre-excitation (see relevant technical data)

Circuit diagram



Relay Module - PLC-RSC-120UC/21HC/EX - 2909520

Approvals

Approvals

Approvals

EAC

Ex Approvals

IECEX / UL Listed / cUL Listed / ATEX / cULus Listed

Approval details

EAC



RU C-
DE.A*30.B.01082

Phoenix Contact 2018 © - all rights reserved
<http://www.phoenixcontact.com>

PHOENIX CONTACT GmbH & Co. KG
Flachsmarktstr. 8
32825 Blomberg
Germany
Tel. +49 5235 300
Fax +49 5235 3 41200
<http://www.phoenixcontact.com>