


## Printed-circuit board connector - ICC 2,5/ 3-STZF-5,08 - 1823396

Please be informed that the data shown in this PDF Document is generated from our Online Catalog. Please find the complete data in the user's documentation. Our General Terms of Use for Downloads are valid (<http://download.phoenixcontact.com>)



The illustration shows a 15-position version

Plug component, Nominal current: 12 A, Rated voltage (III/2): 320 V, Number of positions: 3, Pitch: 5.08 mm, Connection method: Crimp connection, Color: green, Corresponding male crimp contacts with current [A] and conductor cross section range [mm<sup>2</sup>] data: 10A/ICC-MT 0,5-1,0 (3190577); 10A/ICC-MT 0,5-1,0 BA (3190603); 12A/ICC-MT 1,5-2,5 (3190580); 12A/ICC-MT 1,5-2,5 BA (3190593). BA = Bandkontakte

### Product Features

- ICC 2,5/...-STZF-5,08 are, among other things, compatible with IC 2,5/-GF-5,08 inverted base strips
- Plug with inverted contact system (pin contact)
- ICC 2,5/-STZF-5,08 with engagement noses for MSTBC 2,5/...-ST-... and for locking with MSTBC 2,5/-STZF-5,08-R
- With snap-lock option for pull-out aid



### Key commercial data

Packing unit	1 PCE
Minimum order quantity	50 PCE
GTIN	 4 017918 048259
Custom tariff number	85366990
Country of origin	POLAND

### Technical data

#### Dimensions / positions

Pitch	5.08 mm
Dimension a	10.16 mm
Number of positions	3

#### Technical data

Range of articles	ICC 2,5/..-STZF
Insulating material group	I

# Printed-circuit board connector - ICC 2,5/ 3-STZF-5,08 - 1823396

## Technical data

### Technical data

Rated surge voltage (III/3)	4 kV
Rated surge voltage (III/2)	4 kV
Rated surge voltage (II/2)	4 kV
Rated voltage (III/2)	320 V
Rated voltage (II/2)	630 V
Connection in acc. with standard	EN-VDE
Nominal current I <sub>N</sub>	12 A
Nominal voltage U <sub>N</sub>	250 V
Nominal cross section	2.5 mm <sup>2</sup>
Maximum load current	12 A
Insulating material	PA
Inflammability class according to UL 94	V0
Nominal voltage, UL/CUL Use Group B	250 V
Nominal current, UL/CUL Use Group B	10 A
Nominal voltage, UL/CUL Use Group D	300 V
Nominal current, UL/CUL Use Group D	10 A

### Connection data

Conductor cross section stranded min.	0.5 mm <sup>2</sup>
Conductor cross section stranded max.	2.5 mm <sup>2</sup>
Conductor cross section AWG/kcmil min.	20
Conductor cross section AWG/kcmil max	14
Minimum AWG according to UL/CUL	20
Maximum AWG according to UL/CUL	14

## Classifications

### ETIM

ETIM 3.0	EC001121
ETIM 4.0	EC002638
ETIM 5.0	EC002638

### UNSPSC

UNSPSC 11	39121409
UNSPSC 12.01	39121409
UNSPSC 13.2	39121409
UNSPSC 6.01	30211810
UNSPSC 7.0901	39121409

# Printed-circuit board connector - ICC 2,5/ 3-STZF-5,08 - 1823396

## Classifications

eCl@ss

eCl@ss 4.0	272607xx
eCl@ss 4.1	27260701
eCl@ss 5.0	27260701
eCl@ss 5.1	27260701
eCl@ss 6.0	27260704
eCl@ss 7.0	27440402

## Approvals

Approvals


Approvals


CSA / UL Recognized / VDE Gutachten mit Fertigungsüberwachung / cUL Recognized / IECCE CB Scheme / GOST / GOST / CCA / cULus Recognized

Ex Approvals

Approvals submitted


## Approval details

CSA 			
		B	D
mm <sup>2</sup> /AWG/kcmil	20-14	20-14	20-14
Nominal current I <sub>N</sub>	10 A	10 A	10 A
Nominal voltage U <sub>N</sub>	300 V	300 V	300 V


UL Recognized 		
	B	D
mm <sup>2</sup> /AWG/kcmil	20-14	20-14
Nominal current I <sub>N</sub>	10 A	10 A
Nominal voltage U <sub>N</sub>	250 V	300 V

# Printed-circuit board connector - ICC 2,5/ 3-STZF-5,08 - 1823396


## Approvals

VDE Gutachten mit Fertigungsüberwachung 

mm <sup>2</sup> /AWG/kcmil	0.5-1
Nominal current I <sub>N</sub>	10 A
Nominal voltage U <sub>N</sub>	250 V

cUL Recognized 

	B	D
mm <sup>2</sup> /AWG/kcmil	20-14	20-14
Nominal current I <sub>N</sub>	10 A	10 A
Nominal voltage U <sub>N</sub>	250 V	300 V

IECEE CB Scheme 

mm <sup>2</sup> /AWG/kcmil	0.5-1
Nominal current I <sub>N</sub>	10 A
Nominal voltage U <sub>N</sub>	250 V

GOST 

GOST 

CCA

mm <sup>2</sup> /AWG/kcmil	0.5-1
Nominal current I <sub>N</sub>	10 A
Nominal voltage U <sub>N</sub>	250 V

## Printed-circuit board connector - ICC 2,5/ 3-STZF-5,08 - 1823396

### Approvals

cULus Recognized  US

### Accessories

#### Accessories

#### Marking

Marker cards - SK 5,08/2,8:FORTL.ZAHLEN - 0804280



Marker cards, Card, white, labeled, Horizontal: Consecutive numbers 1 - 10, 11 - 20, etc. up to 91 - (99)100, Mounting type: Adhesive, For terminal block width: 5.08 mm

#### Plug/Adapter

Accessories - ICC-MT 0,5-1,0 - 3190577



Module male contact, is inserted into the ICC connector shell after the conductor has been crimped, for conductors from 0.5-1.0 mm<sup>2</sup>

Male insert - ICC-MT 0,5-1,0 BA - 3190603



Module male contact, is inserted into the ICC connector shell after the conductor has been crimped, for conductors from 0.5-1.0 mm<sup>2</sup>, ribbon contact

Accessories - ICC-MT 1,5-2,5 - 3190580



Module male contact, is inserted into the ICC connector shell after the conductor has been crimped, for conductors from 1.5-2.5 mm<sup>2</sup>

## Printed-circuit board connector - ICC 2,5/ 3-STZF-5,08 - 1823396

### Accessories

Accessories - ICC-MT 1,5-2,5 BA - 3190593



Module male contact, is inserted into the ICC connector shell after the conductor has been crimped, for conductors from 1.5-2.5 mm<sup>2</sup>, ribbon contact

---

Strain relief - STZ 2-MSTBC-5,08 - 1810529



Strain relief for snapping into the latching chambers of the plug components, 2-pos., labeling with ZB 6

---

Strain relief - STZ 4-MSTBC-5,08 - 1810532

Strain relief for snapping into the latching chambers of the plug components, 4-pos., labeling with ZB 6

---

Strain relief - STZ 8-MSTBC-5,08 - 1810516

Strain relief for snapping into the latching chambers of the plug components, 8-pos., labeling with ZB 6

---

Strain relief - STZ 12-MSTBC-5,08 - 1810503

Strain relief for snapping into the latching chambers of the plug components, 12-pos., labeling with ZB 6

---

### Tools

Crimping pliers - CRIMPFOX MT 2,5 - 1204038



Crimping pliers, for crimping conductors to the module female contacts STG-MTN, crimp range: 0.5-2.5 mm<sup>2</sup>, AWG: 20-14

---

## Printed-circuit board connector - ICC 2,5/ 3-STZF-5,08 - 1823396

### Accessories

Phillips-screwdriver - SZS 0,4X2,5 VDE - 1205037



Screwdriver, slot-headed, VDE insulated, size: 0.4 x 2.5 x 80 mm, 2-component grip, with non-slip grip

---

### Additional products

Base strip - A-ICV 2,5/ 3-GF-5,08 - 1872813



Base strip, Nominal current: 12 A, Nominal voltage: 250 V, Mounting type: DIN rail mounting, Number of positions: 3, Pitch: 5.08 mm, Color: green

---

Base strip - ICV 2,5/ 3-GF-5,08 - 1825705



Header, Nominal current: 12 A, Rated voltage (III/2): 320 V, Number of positions: 3, Pitch: 5.08 mm, Color: green, Contact surface: Tin, Assembly: Soldering

---

Feed-through terminal block - ZFKK 1,5-ICV-5,08 - 1873029



Feed-through terminal block, Connection method: Special and hybrid connection, Cross section: 0.2 mm<sup>2</sup> - 2.5 mm<sup>2</sup>, Width: 5.1 mm, Color: gray, Mounting: NS 35/15, NS 35/7.5 / Ex data new / /

---

Base strip - IC 2,5/ 3-GF-5,08 - 1825132



Header, Nominal current: 12 A, Rated voltage (III/2): 320 V, Number of positions: 3, Pitch: 5.08 mm, Color: green, Contact surface: Tin, Assembly: Soldering

# Printed-circuit board connector - ICC 2,5/ 3-STZF-5,08 - 1823396

## Accessories

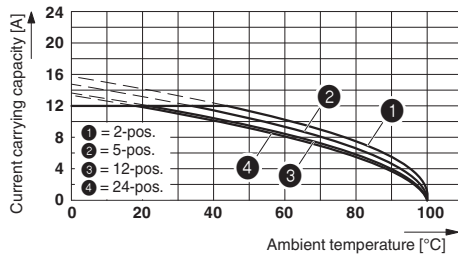
Printed-circuit board connector - MSTBC 2,5/ 3-STZFD-5,08 - 1809284

Plug component, Nominal current: 12 A, Rated voltage (III/2): 320 V, Number of positions: 3, Pitch: 5.08 mm, Connection method: Crimp connection, Color: green, Assembly: Direct mounting, Corresponding female crimp contacts with current [A] and conductor cross section range [mm<sup>2</sup>] data: 10A/MSTBC-MT 0,5-1,0 (3190564); 10A/MSTBC-MT 0,5-1,0 BA (3190645); 12A/MSTBC-MT 1,5-2,5 (3190551); 12A/MSTBC-MT 1,5-2,5 BA (3190658). BA = Bandkontakte

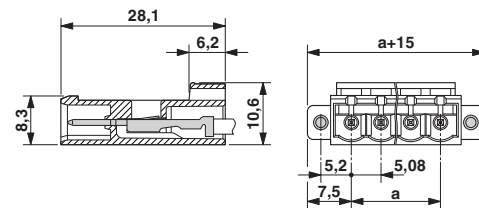


## Drawings

Diagram



Dimensioned drawing



Type: ICC 2,5/...-ST-5,08 with IC 2,5/...-G-5,08; contact: ICC-MT 1,5 - 2,5